


5.5 in / 14 cm



www.realiteer.com

By REALITEER

TRAINS HAND-EYE COORDINATION

# RealControl2.7



GermBuster



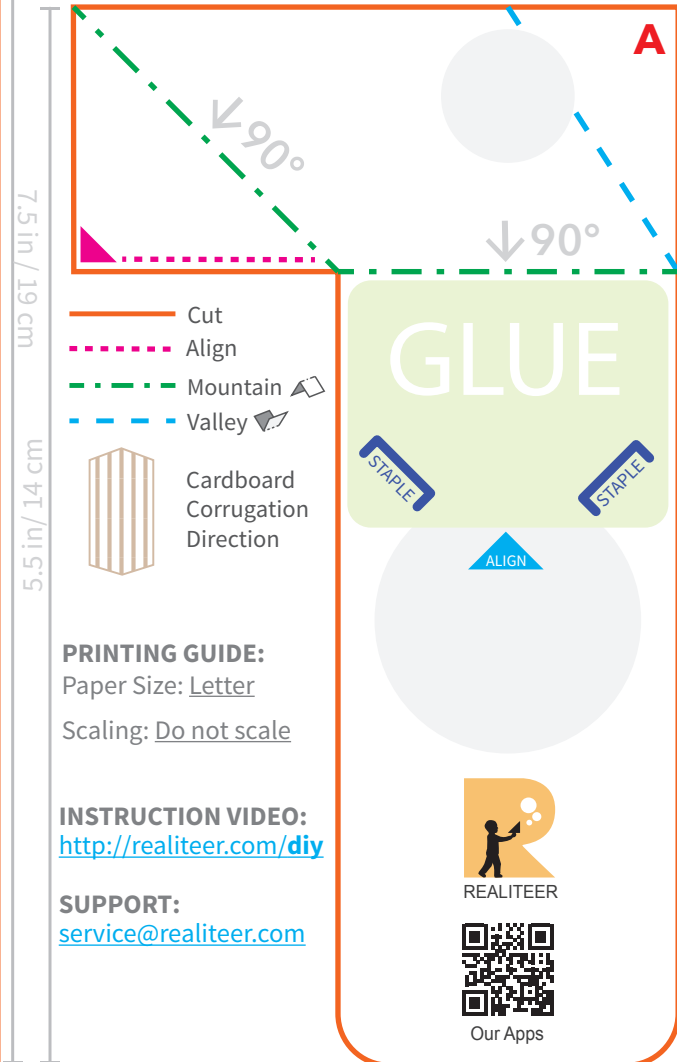
WizardAcademy



BattleZ



[www.realiteer.com/apps](http://www.realiteer.com/apps)



- Cut
- Align
- Mountain
- Valley
- Cardboard Corrugation Direction

### PRINTING GUIDE:

Paper Size: Letter

Scaling: Do not scale

### INSTRUCTION VIDEO:

<http://realiteer.com/diy>

### SUPPORT:

[service@realiteer.com](mailto:service@realiteer.com)



REALITEER



Our Apps

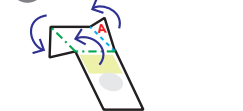
1 Glue



2 Cut



3 Fold



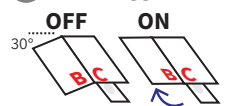
4 Tape x3 (Back)



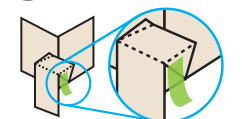
5 Glue & Staple



6 Test Trigger



7 (Optional) Tape



3.2 in / 8 cm